



FILESHARE FOR COMMITTEE MEMBERS

7th of March 2016 (VTS)

14th of March 2016 (eNAV)



Functionality

File Sharing through:

1. Web browser
2. FTP client
3. Dropbox like client
4. Pydio client(s)



Credentials all types of access

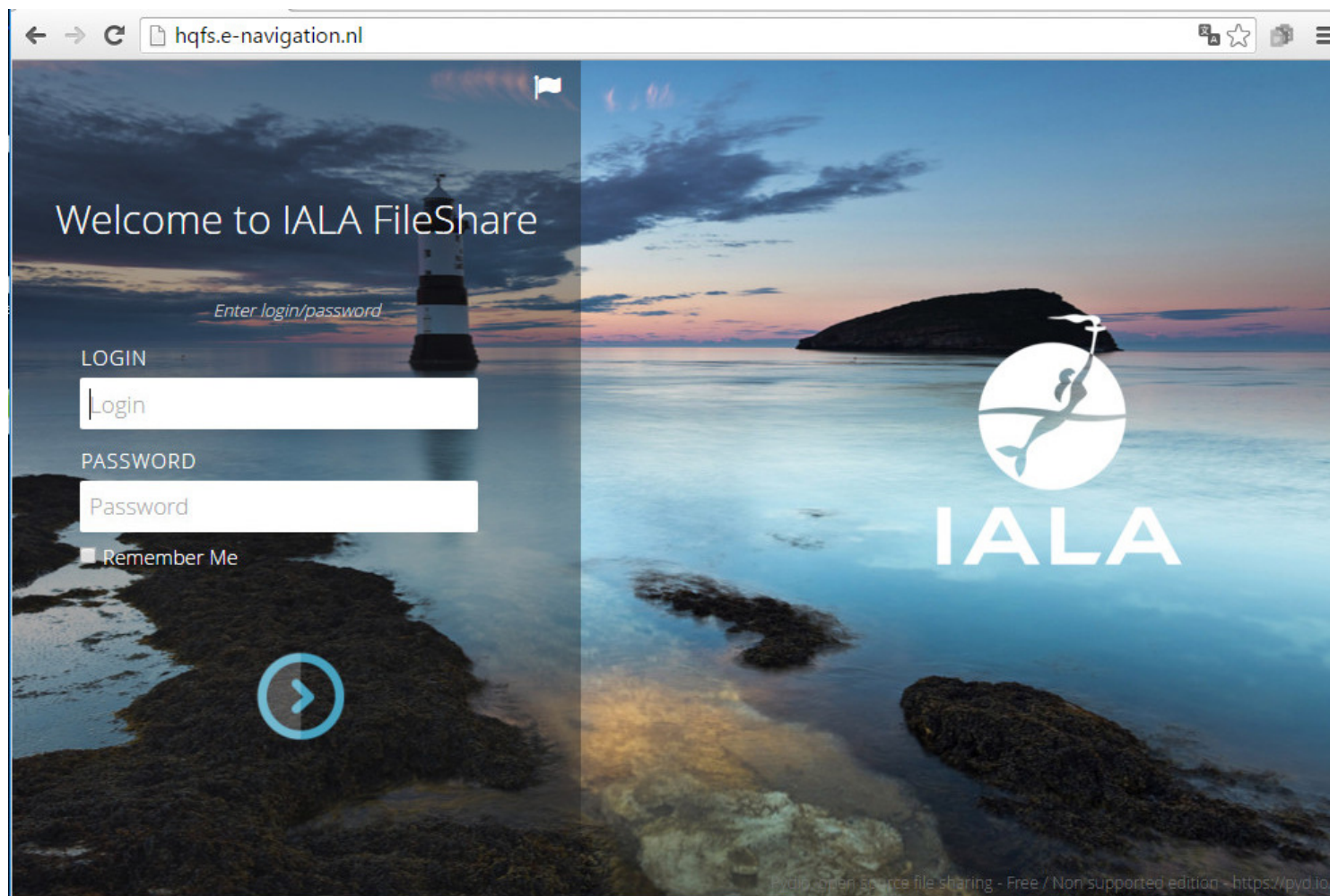
- . Username: `ftpuser`

- . Password: `I@1a2016`



Web browser

http://hqfs.e-navigation.nl





If not allready IALA select IALA

hqls.e-navigation.nl/ws-iala/

IALA FileShare by pydio

FTP IALA share user

IALA

Search + Create Upload

Alerts
No alerts

Bookmarks

My Shares

Folders

IALA

ENAV

VTS

Recycle Bin

Carts

Default cart (0)

ENAV
Modified 2 days ago

VTS
Modified yesterday at 15:34

Recycle Bin
Modified 2 days ago

Rename Move Delete More

SHARED WITH
Internal users: 3
External users: 0

DROP FILES HERE

Pydio, open source file sharing - Free / Non supported edition - <https://pydio.io/>



FTP client

enav.e-navigation.nl

The screenshot shows the FileZilla FTP client window titled "ftpenav@enav.e-navigation.nl - FileZilla". The interface includes a menu bar (Bestand, Bewerken, Beeld, Overdracht, Server, Bladwijzers, Help), a toolbar, and a status bar. The connection details are as follows:

- Host: enav.e-navigation.nl
- Gebruikersnaam: ftpenav
- Wachtwoord: [masked]
- Poort: [empty]
- Snelverbinder: [dropdown]

The status bar shows the following messages:

- Status: Verbinden met 37.153.204.70:21...
- Status: Verbinding aangemaakt, welkomstbericht afwachten...
- Status: Onveilige server, die geen FTP over TLS ondersteunt.
- Status: Logged in
- Status: Mappenlijst ophalen...
- Status: Mappenlijst van "/" opmaken geslaagd

The local site (Lokale site) is set to "C:\Users\Jeffrey.DESKTOP-JQ1G7UL\Documents\RWS\IALA\e-NAV Committee\e-NAV18\" and the external site (Externe site) is set to "/". The local site list shows the following folders:

- e-NAV11
- e-NAV12
- e-NAV13
- e-NAV14
- e-NAV15
- e-NAV16
- e-NAV17
- e-NAV18
- e-NAV2 CD

The external site list shows the following folders:

- ..
- Docume...
- Output ...
- Photogr...
- recycle_...
- WG1
- WG2
- WG3

The bottom of the window displays a table of files and folders with columns: Bestandsnaam, Bestandsgr..., Bestandstype, Laatste gewijzigd, Bestandsn..., Bestandsgr..., Bestandsty..., Laatste gewijzigd, Rechten, and Eigenaar/g... The table contains the following data:

Bestandsnaam	Bestandsgr...	Bestandstype	Laatste gewijzigd	Bestandsn...	Bestandsgr...	Bestandsty...	Laatste gewijzigd	Rechten	Eigenaar/g...
..				..					
20160314 COM...	1.791.015	Microsoft Pow...	19-2-2016 03:39:01	Docume...		Bestandsm...	29-10-2015 16:...		
20160314 FileSh...	1.791.031	Microsoft Pow...	19-2-2016 03:38:49	Output ...		Bestandsm...	30-10-2015 00:...		
Document List.p...	11.852	Adobe Acroba...	16-2-2016 10:50:36	Photogr...		Bestandsm...	27-10-2015 13:...		
ENAV18-0.1.pdf	111.756	Adobe Acroba...	16-2-2016 10:50:36	recycle_...		Bestandsm...	29-10-2015 16:...		
enav18_10_1_ac...	107.197	Microsoft Wor...	16-2-2016 10:50:36	WG1		Bestandsm...	30-9-2015 19:3...		
enav18_10_2_ac...	875.958	Microsoft Wor...	16-2-2016 10:50:36	WG2		Bestandsm...	30-9-2015 19:3...		
...	WG3		Bestandsm...	30-9-2015 19:3...		



Dropbox like client

1. Download client
2. Install client
3. Fill in credentials

Server connection ▾

✓

✕

Set up the remote server connection. The URL is the same address that you use to access Pydio via a web browser.


Host URL


☐ Trust SSL Certificate

Login

Password

Once you have set up server address and credentials, click on the cloud arrow to load the workspaces list, and select the one you want to synchronize.

Workspace 

Local Folder 



Android OS and iOS (Apple)

1. Please download the application Pydio through the Google Play Store or Apple App Store
2. Fill in credentials as mentioned before





Questions

If there are questions don't hesitate to contact me:

Jeffrey.van.gils@rws.nl or jvgils71@gmail.com or gils@e-navigation.nl